



ISSN 2518-7198 (Print)  
ISSN 2663-5089 (Online)

# **BULLETIN**

## **OF THE KARAGANDA UNIVERSITY**

# **PHYSICS**

Series

**№ 1(105)/2022**

ISSN 2663-5089 (Online)  
ISSN-L 2518-7198 (Print)  
Индексі 74616  
Индекс 74616

ҚАРАҒАНДЫ  
УНИВЕРСИТЕТІНІҢ  
ХАБАРШЫСЫ

**ВЕСТНИК**  
КАРАГАНДИНСКОГО  
УНИВЕРСИТЕТА

**BULLETIN**  
OF THE KARAGANDA  
UNIVERSITY

ФИЗИКА сериясы

Серия ФИЗИКА

PHYSICS Series

**№ 1(105)/2022**

Қаңтар–ақпан–наурыз  
30 наурыз 2022 ж.

Январь–февраль–март  
30 марта 2022 г.

January–February–March  
March 30<sup>th</sup>, 2022

1996 жылдан бастап шығады  
Издается с 1996 года  
Founded in 1996

Жылына 4 рет шығады  
Выходит 4 раза в год  
Published 4 times a year

Қарағанды, 2022  
Караганда, 2022  
Karaganda, 2022

*Бас редакторы*

Қауымд. проф., физ.-мат. ғыл. канд.

**А.К. Аймуханов**

*Жауапты хатшы*

PhD д-ры

**Д.Ж. Қарабекова**

*Редакция алқасы*

<b>Б.Р. Нүсіпбеков,</b>	техн. ғыл. канд., акад. Е.А. Бөкетов ат. Қарағанды университеті (Қазақстан);
<b>Т.Ә. Көкетайтегі,</b>	физ.-мат. ғыл. д-ры, акад. Е.А. Бөкетов ат. Қарағанды университеті (Қазақстан);
<b>Н.Х. Ибраев,</b>	физ.-мат. ғыл. д-ры, акад. Е.А. Бөкетов ат. Қарағанды университеті (Қазақстан);
<b>А.О. Сәулебеков,</b>	физ.-мат. ғыл. д-ры, М.В. Ломоносов атындағы ММУ-дың Қазақстан филиалы, Нұр-Сұлтан (Қазақстан);
<b>И.П. Курытник,</b>	техн. ғыл. д-ры, Освенцимдегі В. Пилецкий атындағы Мемлекеттік жоғары кәсіптік мектебі (Польша);
<b>М. Стоев,</b>	PhD д-ры, инженерия докторы, «Неофит-Рилски» Оңтүстік-Батыс университеті (Болгария);
<b>З.Ж. Жаңабаев,</b>	физ.-мат. ғыл. д-ры, әл-Фараби атындағы Қазақ ұлттық университеті, Алматы (Қазақстан);
<b>В.М. Лисицын,</b>	физ.-мат. ғыл. д-ры, Томск политехникалық университеті (Ресей);
<b>И.Н. Огородников,</b>	физ.-мат. ғыл. д-ры, Ресейдің Тұңғыш Президенті Б.Н. Ельцин атындағы Орал федералдық университеті, Екатеринбург (Ресей);
<b>О.П. Пчеляков,</b>	физ.-мат. ғыл. д-ры, РФА Сібір бөлімшесінің А.В. Ржанов атындағы Жартылай өткізгіштер физикасы институты, Новосибирск (Ресей);
<b>А.Т. Ақылбеков,</b>	физ.-мат. ғыл. д-ры, Л.Н. Гумилев атындағы Еуразия ұлттық университеті, Нұр-Сұлтан (Қазақстан);
<b>А.Ж. Тұрмұхамбетов,</b>	физ.-мат. ғыл. д-ры, Қ.И. Сәтбаев атындағы Қазақ ұлттық техникалық университеті, Алматы (Қазақстан);
<b>К.Ш. Шүңкеев,</b>	физ.-мат. ғыл. д-ры, Ақтөбе мемлекеттік педагогикалық институты (Қазақстан);
<b>В.Ю. Кучерук,</b>	техн. ғыл. д-ры, Винница ұлттық техникалық университеті (Украина);
<b>В.А. Кульбачинский,</b>	физ.-мат. ғыл. д-ры, М.В. Ломоносов атындағы Москва мемлекеттік университеті (Ресей);
<b>А.Д. Погребняк,</b>	физ.-мат. ғыл. д-ры, Сумск мемлекеттік университеті (Украина);
<b>А.П. Суржиков,</b>	физ.-мат. ғыл. д-ры, Томск политехникалық университеті (Ресей)

*Редакцияның мекенжайы:* 100024, Қазақстан, Қарағанды қ., Университет к-сі, 28

Тел.: +7 701 531 4758; факс: (7212) 35-63-98.

E-mail: [vestnikku@gmail.com](mailto:vestnikku@gmail.com); [karabekova71@mail.ru](mailto:karabekova71@mail.ru)

Сайты: [physics-vestnik.ksu.kz](http://physics-vestnik.ksu.kz)

*Редакторлары*

Ж.Т. Нурмуханова, С.С. Балкеева, З.Е. Рамазанова

*Компьютерде беттеген*

Г.Қ. Жанбосова

**Қарағанды университетінің хабаршысы. «Физика» сериясы.**

**ISSN-L 2518-7198 (Print). ISSN 2663-5089 (Online).**

Меншік иесі: «Академик Е.А. Бөкетов атындағы Қарағанды университеті» КЕАҚ.

Қазақстан Республикасы Ақпарат және қоғамдық даму министрлігімен тіркелген. 30.09.2020 ж. № KZ38VPY00027378 қайта есепке қою туралы куәлігі.

Басуға 29.03.2022 ж. қол қойылды. Пішімі 60×84 1/8. Қағазы офсеттік. Көлемі 16,5 б.т. Таралымы 200 дана. Бағасы келісім бойынша. Тапсырыс № 12. «Акад. Е.А. Бөкетов ат. Қарағанды ун-ті» КЕАҚ баспасының баспаханасында басылып шықты.

100024, Қазақстан, Қарағанды қ., Университет к-сі, 28. Тел. (7212) 35-63-16. E-mail: [izd\\_kargu@mail.ru](mailto:izd_kargu@mail.ru)

© Академик Е.А. Бөкетов атындағы Қарағанды университеті, 2022

*Главный редактор*  
Ассоц. проф., канд. физ.-мат. наук  
**А.К. Аймуханов**

*Ответственный секретарь*  
д-р PhD  
**Д.Ж. Карабекова**

*Редакционная коллегия*

**Б.Р. Нусупбеков,** канд. техн. наук, Карагандинский университет им. акад. Е.А. Букетова (Казахстан);  
**Т.А. Кокетайтеги,** д-р физ.-мат. наук, Карагандинский университет им. акад. Е.А. Букетова (Казахстан);  
**Н.Х. Ибраев,** д-р физ.-мат. наук, Карагандинский университет им. акад. Е.А. Букетова (Казахстан);  
**А.О. Саулебеков,** д-р физ.-мат. наук, Казахстанский филиал МГУ им. М.В. Ломоносова, Нур-Султан (Казахстан);  
**И.П. Курытник,** д-р техн. наук, Государственная высшая профессиональная школа им. В. Пилецкого в Освенциме (Польша);  
**М. Стоев,** д-р PhD, доктор инженерии, Юго-Западный университет им. Неофита Рильского, Благоевград (Болгария);  
**З.Ж. Жанабаев,** д-р физ.-мат. наук, Казахский национальный университет им. аль-Фараби, Алматы (Казахстан);  
**В.М. Лисицын,** д-р физ.-мат. наук, Томский политехнический университет (Россия);  
**И.Н. Огородников,** д-р физ.-мат. наук, Уральский федеральный университет им. Первого Президента России Б.Н. Ельцина, Екатеринбург (Россия);  
**О.П. Пчеляков,** д-р физ.-мат. наук, Институт физики полупроводников им. А.В. Ржанова Сибирского отделения РАН, Новосибирск (Россия);  
**А.Т. Акылбеков,** д-р физ.-мат. наук, Евразийский национальный университет им. Л.Н. Гумилева, Нур-Султан (Казахстан);  
**А.Ж. Турмухамбетов,** д-р физ.-мат. наук, Казахский национальный технический университет им. К. Сатпаева, Алматы (Казахстан);  
**К.Ш. Шункеев,** д-р физ.-мат. наук, Актюбинский государственный педагогический институт (Казахстан);  
**В.Ю. Кучерук,** д-р техн. наук, Винницкий национальный технический университет (Украина);  
**В.А. Кульбачинский,** д-р физ.-мат. наук, Московский государственный университет им. М.В. Ломоносова (Россия);  
**А.Д. Погребняк,** д-р физ.-мат. наук, Сумской государственный университет (Украина);  
**А.П. Суржиков,** д-р физ.-мат. наук, Томский политехнический университет (Россия)

*Адрес редакции:* 100024, Казахстан, г. Караганда, ул. Университетская, 28  
Тел.: +7 701 531 4758. Факс: (7212) 35-63-98.  
E-mail: [vestnikku@gmail.com](mailto:vestnikku@gmail.com); [karabekova71@mail.ru](mailto:karabekova71@mail.ru)  
Сайт: [physics-vestnik.ksu.kz](http://physics-vestnik.ksu.kz)

*Редакторы*

Ж.Т. Нурмуханова, С.С. Балкеева, З.Е. Рамазанова

*Компьютерная верстка*

Г.Қ. Жанбосова

**Вестник Карагандинского университета. Серия «Физика».**

**ISSN-L 2518-7198 (Print). ISSN 2663-5089 (Online).**

Собственник: НАО «Карагандинский университет имени академика Е.А. Букетова».

Зарегистрирован Министерством информации и общественного развития Республики Казахстан.

Свидетельство о постановке на переучет № KZ38VPY00027378 от 30.09.2020 г.

Подписано в печать 29.03.2022 г. Формат 60×84 1/8. Бумага офсетная. Объем 16,5 п.л. Тираж 200 экз.  
Цена договорная. Заказ № 12.

Отпечатано в типографии издательства НАО «Карагандинский университет им. акад. Е.А. Букетова».  
100024, Казахстан, г. Караганда, ул. Университетская, 28. Тел. (7212) 35-63-16. E-mail: [izd\\_kargu@mail.ru](mailto:izd_kargu@mail.ru)

© Карагандинский университет им. акад. Е.А. Букетова, 2022

*Main Editor*

Associate professor, Cand. of Phys. and Math. Sci.

**A.K. Aimukhanova**

*Responsible secretary*

PhD

**D.Zh. Karabekova**

*Editorial board*

- B.R. Nussupbekov**, Cand. of techn. sciences, Karagandy University of the name of acad. E.A. Buketov (Kazakhstan);  
**T.A. Koketaitegi**, Doctor of phys.-math. sciences, Karagandy University of the name of acad. E.A. Buketov (Kazakhstan);  
**N.Kh. Ibrayev**, Doctor of phys.-math. sciences, Karagandy University of the name of acad. E.A. Buketov (Kazakhstan);  
**A.O. Saulebekov**, Doctor of phys.-math. sciences, Kazakhstan branch of Lomonosov Moscow State University, Nur-Sultan (Kazakhstan);
- I.P. Kurytnik**, Doctor of techn. sciences, The State School of Higher Education in Oświęcim (Auschwitz) (Poland);
- M. Stoev**, PhD, doctor of engineering, South-West University "Neofit Rilski" (Bulgaria);  
**Z.Zh. Zhanabaev**, Doctor of phys.-math. sciences, Al-Farabi Kazakh National University, Almaty (Kazakhstan);
- V.M. Lisitsyn**, Doctor of phys.-math. sciences, Tomsk Polytechnic University (Russia);  
**I.N. Ogorodnikov**, Doctor of phys.-math. sciences, Ural Federal University named after the first President of Russia B.N. Yeltsin, Yekaterinburg (Russia);
- O.P. Pchelyakov**, Doctor of phys.-math. sciences, Rzhanov Institute of Semiconductor Physics of Siberian branch of Russian Academy of Sciences, Novosibirsk (Russia);
- A.T. Akylbekov**, Doctor of phys.-math. sciences, L.N. Gumilyov Eurasian National University, Nur-Sultan (Kazakhstan);  
**A.Zh. Turmuhambetov**, Doctor of phys.-math. sciences, Satbayev Kazakh National Technical University, Almaty (Kazakhstan);  
**K.Sh. Shunkeyev**, Doctor of phys.-math. sciences, Aktobe State Pedagogical Institute (Kazakhstan);  
**V.Yu. Kucheruk**, Doctor of techn. sciences, Vinnytsia National Technical University, Vinnitsa (Ukraine);  
**V.A. Kulbachinskii**, Doctor of phys.-math. sciences, Lomonosov Moscow State University (Russia);  
**A.D. Pogrebnyak**, Doctor of phys.-math. sciences, Sumy state University (Ukraine);  
**A.P. Surzhikov**, Doctor of phys.-math. sciences, Tomsk Polytechnic University (Russia)

*Postal address:* 28, University Str., 100024, Karaganda, Kazakhstan

Tel.: +7 701 531 4758; Fax: (7212) 35-63-98.

E-mail: [vestnikku@gmail.com](mailto:vestnikku@gmail.com); [karabekova71@mail.ru](mailto:karabekova71@mail.ru)

Web-site: [physics-vestnik.ksu.kz](http://physics-vestnik.ksu.kz)

*Editors*

Zh.T. Nurmukhanova, S.S. Balkeyeva, Z.E. Ramazanova

*Computer layout*

G.K. Zhanbossova

**Bulletin of the Karaganda University. "Physics" Series.**

**ISSN-L 2518-7198 (Print). ISSN 2663-5089 (Online).**

Proprietary: NLC "Karagandy University of the name of academician E.A. Buketov".

Registered by the Ministry of Information and Social Development of the Republic of Kazakhstan. Rediscount certificate No. KZ38VPY00027378 dated 30.09.2020.

Signed in print 29.03.2021. Format 60×84 1/8. Offset paper. Volume 16,5 p.sh. Circulation 200 copies. Price upon request. Order № 12.

Printed in the Publishing house of NLC "Karagandy University of the name of acad. E.A. Buketov".

28, University Str., Karaganda, 100024, Kazakhstan. Tel. (7212) 35-63-16. E-mail: [izd\\_kargu@mail.ru](mailto:izd_kargu@mail.ru)

© Karagandy University of the name of academician E.A. Buketov, 2022

---

# МАЗМУНЫ — СОДЕРЖАНИЕ — CONTENT

## ТЕХНИКАЛЫҚ ФИЗИКА ТЕХНИЧЕСКАЯ ФИЗИКА TECHNICAL PHYSICS

<i>Kantay N., Rakhadilov B.K., Paszkowski M., Nabioldina A.</i> Influence of Detonation Spray Parameters on the Formation of Mechanical and Tribological Properties of Gradient Coatings based on Alumina .....	6
<i>Cherepanska I.Ju., Sazonov A.Yu., Kalchuk S.V., Sokolovskyi O.F., Sivaieva O.S.</i> Intellectual system for automated determination of the quality of natural stones surfaces processing .....	15
<i>Tsyba P.Yu., Razina O.V., Suikimbayeva N.T.</i> Reconstruction of cosmological models are inspired by generalization of the Chaplygin gas .....	27
<i>Akashva Zh.K., A.A Kudaikulov, B.K. Assilbekov, Bolysbek D.A.</i> Pore-scale modelling of fluid flow in porous media using the projection method for incompressible Navier-Stokes equations in irregular domains .....	35
<i>Stepanenko S.P., Kotov B.I., Spirin A.V., Kucheruk V.Yu.</i> Scientific foundations of the movement of components of grain material with an artificially formed distribution of air velocity .....	43
<i>Tleubergenova A.Zh., Tanasheva N.K., Shaimerdenova K.M., Minkov L.L., Dyusembaeva A.N., Uzbergenova S.Zh.</i> Study of aerodynamic parameters of the sail blade.....	58

## ЖЫЛУФИЗИКАСЫ ЖӘНЕ ТЕОРИЯЛЫҚ ЖЫЛУТЕХНИКАСЫ ТЕПЛОФИЗИКА И ТЕОРЕТИЧЕСКАЯ ТЕПЛОТЕХНИКА THERMOPHYSICS AND THEORETICAL THERMOENGINEERING

<i>Uteпов Ye.B., Aniskin A., Tulebekova A.S., Akhazhanov S.B., Zharassov Sh.Zh.</i> Evaluation of the Nurse-Saul method using maturity sensors for concrete strength control .....	66
<i>Khassenov A.K., Nussupbekov B.R., Karabekova D.Zh., Bulkairova G.A., Shashubai B.U., Bolatbekova M.M.</i> Electric pulse method of processing cullet .....	75
<i>Eremin E.N.</i> Selection of inoculant additives for modifying nickel alloys.....	81

## КОНДЕНСАЦИЯЛАНҒАН КҮЙДІҢ ФИЗИКАСЫ ФИЗИКА КОНДЕНСИРОВАННОГО СОСТОЯНИЯ PHYSICS OF THE CONDENSED MATTER

<i>Baizhan D.R., Rakhadilov B.K., Zhurerova L.G., Torebek K.</i> Preparation of bio-ceramic composite coatings on Ti6Al4V titanium alloy by gas-detonation spraying .....	89
<i>Rakhadilov B.K., Baizhan D.R., Sagdoldina Zh.B., Torebek K.</i> Research of regimes of applying coats by the method of plasma electrolytic oxidation on Ti-6Al-4V .....	99
<i>Inerbaev T., Matsuoka T., Kawazoe Y.</i> Optical band gap energy values in wurtzite $\text{In}_x\text{Ga}_{1-x}\text{N}$ .....	107
<i>Mazhenov N.A., Syzdykova Z.R.</i> The formation of the mixed anions $\text{paso}_7$ in solid solutions $\text{Mg}_2\text{P}_2\text{O}_7\text{—Mg}_2\text{As}_2\text{O}_7$ .....	117
<i>Kuanyshebekova A.B., Serikov T.M., Zhanbirbayeva P.A., Sadykova A.E., Beisembaeva G.T., Baltabekov A.S.</i> The influence of the solution of their amount on the process of water splitting by the electrolysis method.....	123

АВТОРЛАР ТУРАЛЫ МӘЛІМЕТТЕР — СВЕДЕНИЯ ОБ АВТОРАХ — INFORMATION ABOUT AUTHORS .....	130
--	-----

S.P. Stepanenko<sup>\*1</sup>, B.I. Kotov<sup>2</sup>, A.V. Spirin<sup>3</sup>, V.Yu. Kucheruk<sup>4</sup>

<sup>1</sup>National Scientific Center “Institute of Agricultural Engineering and Electrification”, Ukraine;

<sup>2</sup>State Agrarian and Engineering University in Podilya, Ukraine;

<sup>3</sup>Separate structural subdivision “Ladyzhyn vocation college of Vinnytsia National Agrarian University”, Ukraine;

<sup>4</sup>Vinnytsia National Technical University, Ukraine

(\*E-mail: stepanenko\_s@ukr.net)

## Scientific foundations of the movement of components of grain material with an artificially formed distribution of air velocity

The article examines the study of the separation of grain materials in pneumatic channels with an artificially generated distribution of air velocity in the cross-section channel to determine the rational form and parameters of the material supply and options for grain material separation into fractions. The regularities of the weevil movement were theoretically investigated and established in the form of mathematical models of the dynamics of the movement of a solid particle in airflow, which differ from the known ones by taking into account the action of lateral forces, the concentration of the material, and the use of a power-law and an artificially formed exponential law of air distribution facilitated to increase the differences (splitting) trajectories of caryopses by 20 %. The solution of the system of nonlinear differential equations with initial conditions is performed in the Mathcad software environment in the form of trajectories of the grain in the air flow. It allows calculating their trajectories, which differ in windage coefficients and determine the rational values of the parameters of pneumo-gravity and pneumo-inertia separators. Using the obtained dependencies for the development of air separators contributes to determine the initial speed of entry and the direction of entry of the kernels into the airflow, as well as to determine the trajectories of material movement in the air channels with the bottom unloading of material.

*Keywords:* airflow, weevil, Zhukovsky and Magnus forces, trajectory, separation process, pneumatic separator.

### Introduction

Solving the problem of dividing multicomponent grain material into separate fractions for a specific purpose (seeds, marketable grain, fodder) at the stage of primary grain processing will reduce the number and productivity of machines for secondary and special processing of conditioned grain. A promising direction for increasing the efficiency of post-harvest processing of grain in grain producers is the use of pneumatic separation machines at the first stage, the functioning of which does not depend on the initial moisture content of the grain. However, in production conditions, the separation efficiency of grain material ranges from 30 to 60 %, depending on the processing stage. The conducted research identified recommendations for the design, selection of parameters, and modes of operation of pneumatic separation channels. Nevertheless, further improvement of the quality of separation of the components of grain material (CPM) is complicated by not solving the issues of reducing the negative impact on the efficiency of separation of the irregularities of the air flow velocity fields along the width of the vertical and the height of the horizontal channels. The equalization of the velocity field with corrugated lamellar grids (at the inlet or outlet of the channel) ambiguously affects the separation efficiency and requires additional maintenance. Recently, pneumatic separators with dampers with adjustable opening angle have appeared (generators of a cascade of air jets). Establishing the optimal velocity profile for vertical and horizontal channels is the essence of the research to improve the separation efficiency of the CPM, which consists in the need to determine the influence of an artificially created velocity profile on the value of the divergence of trajectories and to determine the rational profile of the air flow velocity field in the channels.

The main conceptual provisions of the pneumatic separation of CPM into fractions during the primary processing of grain are reflected in [1]. Recent works [2–9] provide the implementation of ways to improve the efficiency of functioning and the quality of separation in air channels. To improve the separation of materials in a horizontal channel, authors of the work [2] propose to feed grain through a vertical air channel. In [3], the material is fed into the vertical channel through a multilevel cascade of guide chutes, which reduces the interaction between the grains at the entrance to the channel. Kyurchev and Kolodiy [4], for the first time, determined the separation of the CPM in the lower zone of the vertical pneumatic channel and proved the

possibility of fractionation in the vertical channel with the lower gathering of the kernels. Kharchenko and Borshch [5] used a vertical pneumatic channel with a periodically varying cross-sectional area along the height to increase the efficiency. For the first time, scientists of works [6, 7] identified the efficiency of changing the flow rate along with the height of an inclined pneumatic duct and adjusting the average air velocity in the duct. However, in the mathematical description of the movement of the weevil, they used a model with a uniform flow. At the same time, Rogovskii et al. [8] used a model of the movement of a weevil in a vertical channel with a logarithmic distribution of air velocity and assumed a decrease in the divergence of trajectories due to the unevenness of the field of air velocities. Stepanenko et al. and Rogovskii et al. [9, 10] investigated the movement of caryopses in vertical and horizontal channels with a change in the air velocity toward its movement and determined an increase in the efficiency of separation of the CPM. Nevertheless, they did not consider the effect of additional, so-called lateral (transverse) forces caused by the unevenness of the air flow velocity field. The influence of the action of lateral forces in the vertical and horizontal pneumatic separation channels is reflected in works [11–13] and the negative influence (reduction of the divergence of trajectories) of the action of lateral forces of the Magnus and Zhukovsky type is shown. Concurrently, separate studies carried out by calculating the trajectories of movement with arbitrary forms of describing the field of velocities of air flows in the channels of pneumatic separators showed the possibility of improving the quality of separation with a certain configuration of the air velocity diagram. Stepanenko et al. [13] published some data from these studies.

We formulate a mathematical description of the CPM movement in pneumatic channels with an artificially generated air velocity distribution in the channel cross-section to improve the quality of separation (differences in trajectories) of the CPM.

### *Experimental*

Since the design features of technical means for pneumatic separation are not considered, an analytical method for studying fractionation processes by constructing a mathematical description for calculating the trajectories of the CPM and their subsequent analysis has been chosen.

### *Results and Discussion*

Studies on the processes of separation of grain in air channels [14, 15] found that the efficiency of separation of grain material largely depends on the uniformity of the air flow in the channel. The uniformity of the flow in the air channels is characterized by the field of the flow velocity, which can be described by semi-empirical dependences. The power law of distribution is most widely used in the form of the expression [16]:

$$v(x) = v_{\max} \cdot \left[ \frac{x}{b} \right]^{\frac{1}{n}}, \quad (1)$$

where  $v_{\max}$  — time-variable air velocity in the center of the channel;  $b$  — half the distance between the walls of the channel;  $x$  — distance from the point under consideration to the channel wall;  $n$  — coefficient depending on the Reynolds number  $Re$  [ $n=7-10$  at  $Re=2,3(10^3 \dots 10^5)$ ].

Or a more accurate logarithmic dependence of A. Altshul [17]:

$$\frac{v(x)}{v_{\max}} = \left[ 1 - 2 \frac{\lg \left[ \frac{b}{x} \right]}{\frac{0,975}{\sqrt{\lambda}} + 1,35} \right]; \quad (2)$$

where  $\lambda$  — channel resistance coefficient.

The presence of an air velocity gradient in the channels causes the appearance of lateral forces [18] of the Zhukovsky type (lifting force  $\overline{F}_Z$ ) and Magnus type (Magnus effect —  $\overline{F}_M$ ). The action of these  $\overline{F}_Z$  and  $\overline{F}_M$  are directed normally to the vector of the relative flow velocity  $\overline{u}$ . In this case, the direction of the action of the force  $\overline{F}_Z$  is directed towards an increase in the value of the air velocity in the channel section (i.e., towards the channel axis); the vector of force  $\overline{F}_M$  in the direction of that side of the grain where the



vector of the air flow velocity  $\bar{V}_p(x)$  coincides with the direction of rotation of the grain (with the angular velocity  $\bar{\omega}$  [19]).

Thus, the force  $\bar{F}_Z$  deflects the weevil in the process of its movement to the central part of the channel, where the air velocity is the greatest. The direction of action of the lateral force  $\bar{F}_M$  depends on the direction of rotation of the grain: If the grain starts to rotate clockwise when leaving the feeder, then it will deviate from the centerline to the (right) wall, if the direction of rotation is opposite, the grain will deviate from the wall (right) to the channel axis. In the absence of an air velocity gradient or grain rotation, the lateral forces do not act on it;  $\bar{F}_M = \bar{F}_Z = 0$ . Therefore, the uniformity of the air flow rate contributes to an increase in the separation efficiency of the CPM. As the center of pressure of the air flow does not coincide with the center of gravity, a moment of aerodynamic force acts on the caryopsis and it rotates in the flow during the movement. The caryopsis differs from the shape of the ball, therefore, when turning, it changes the area of the honey section, and the resistance force, because of which the components of the reaction of the air flow appear in the horizontal plane and the trajectory of its movement becomes a spatial curve [20].

With a uniform field of air flow velocities, a further increase in the quality of CPM separation is achieved by changing the air speed in the channels in the direction of its movement, which is highlighted in [8, 9].

Since the action and direction of lateral forces to a certain extent depend on the shape of the air velocity distribution curve and, accordingly, the modulus and vector of the velocity gradient, the magnitude and direction of the action of these forces can be directed to improve the quality of the SCM separation by artificially forming the required field of air velocities in the channels.

Let us consider the process of movement of the CPM in uneven air flows with predetermined shapes of the air velocity diagram in the plane of the Cartesian rectangular coordinate system HOU under generally accepted simplifying assumptions [10–13].

Using the model of the force interaction of the CPM with an uneven air flow, we write the differential equations of the grain motion in vector form:

$$m \frac{dV}{dt} = \bar{R} + \bar{G} + \bar{F}_M(\omega) + \bar{F}_Z, \quad (3)$$

$$I \frac{d\omega}{dt} = M, \quad (4)$$

where  $\bar{G} = mg$  – gravity;  $\bar{R} = -mk_v \bar{u}^{-2}(t)$  – aerodynamic drag force;  $\bar{F}_Z = \frac{4}{3} \pi p r^2 \text{grad} V(x) \bar{u}$  – Zhukovsky's strength;  $\bar{F}_M(\omega) = \frac{16}{3} \pi p r^3 \omega \bar{u}$  – the strength of Magnus;  $\bar{u} = \bar{V}_p(x) - \bar{V}$  – relative speed (flow velocity);  $I$  — moment of inertia;  $m = \frac{\pi d_e^3}{6} \rho_g$  – the mass of the weevil;  $d_e = 2r$  — equivalent grain diameter;  $\rho, \rho_g$  – the density of the air and the matter of the weevil, respectively;  $\bar{V}$  — weevil speed;  $\bar{V}_p(x)$  — air speed.

Projecting equation (3) on the XOY axis will have a system of differential equations of grain motion in coordinate form:

$$\begin{cases} m \frac{dV_x}{dt} = -R \sin \beta \pm \bar{F}_{Z(x)} \cos \beta \pm \bar{F}_{M(x)} \cos \beta \\ m \frac{dV_y}{dt} = mg - R \cos \beta \pm \bar{F}_{Z(y)} \sin \beta \pm \bar{F}_{M(y)} \sin \beta \end{cases} \quad (5)$$

where  $V_x = \frac{dx}{dt}$ ;  $V_y = \frac{dy}{dt}$ ;  $\sin \beta = \frac{V_x \pm V_p(x)}{u}$ ;  $\cos \beta = \frac{V_y \pm V_p(x)}{u}$ ;  $u = \sqrt{(V_x \pm V_p(x))^2 + (V_y \pm V_p(x))^2}$ ;  $u$  — the relative speed of the caryopsis in the stream (the speed of the flow around the caryopsis through the air);

$\beta$  — the angle between the absolute velocity vector and the OX axis.

The equations of system (5) are written in a general form in the presence of two air flows  $V_p(x)$ , each of which (horizontal or vertical) can be used separately.

Let us consider the process of movement of the CPM in the horizontal channel of the simplest “winner” separator Figure 1.

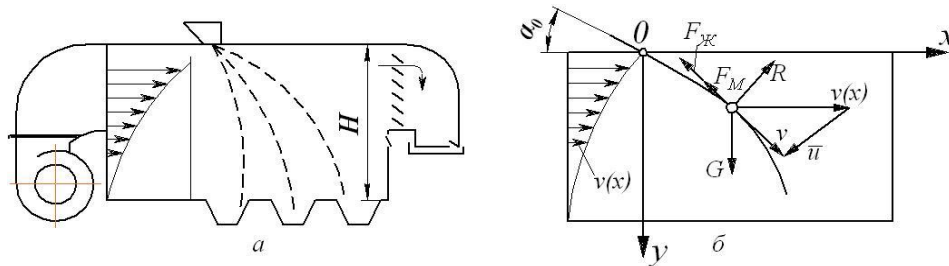


Figure 1. Scheme of the separator (a) and the force interaction of the weevil with an uneven air flow (b)

Without resorting to the details of the technical possibilities of forming a diagram of air velocities in a horizontal channel, we will accept the exponential dependence of the change in air velocity along the height of the channel:

$$V(y) = V_{\max} e^{-ky}, \quad (6)$$

It approximately characterizes the distribution of air velocity at the outlet of the centrifugal fan.

The air velocity gradient will have the opposite sign compared to the power-law distribution (1), namely:

$$\text{grad}V(x) = -kV_{\max 1} e^{-ky}, \quad (7)$$

where  $V_{\max 1}$  — air velocity in the area of the upper wall of the channel.

In this case, the forces  $\bar{F}_M$  and  $\bar{F}_Z$  with a conventionally specified direction of rotation, directed in the direction of counteraction to motor grains, which should increase the time of its stay in the separation chamber (channel).

Projection  $\bar{F}_M$  and  $\bar{F}_Z$  on the coordinate axis are determined by the following dependencies:

$$\bar{F}_{Z(x)} = -\frac{4}{3} \pi \rho r^3 k V_{\max 1} e^{-ky} \left[ V_{\max 1} e^{-ky} - \frac{dx}{dt} \right], \quad (8)$$

$$\bar{F}_{M(x)} = -\frac{8}{3} \pi \rho r^3 \omega(t) \left[ V_{\max 1} e^{-ky} - \frac{dx}{dt} \right], \quad (9)$$

$$\bar{F}_{Z(y)} = \frac{4}{3} \pi \rho r^3 k V_{\max 1} e^{-ky} \left[ \frac{dy}{dt} \right], \quad (10)$$

$$\bar{F}_{M(y)} = -\frac{8}{3} \pi \rho r^3 \omega(t) \left[ \frac{dy}{dt} \right], \quad (11)$$

Substituting the values of certain components into equation (5), we get:

$$\frac{d^2 x(t)}{dt^2} = k_v \left[ v(y) - \frac{dx(t)}{dt} \right] \sqrt{\left[ v(y) - \frac{dx(t)}{dt} \right]^2 + \left[ \frac{dy(t)}{dt} \right]^2} - \frac{\left[ \bar{F}_{Z(x)} + \bar{F}_{M(x)} \right]}{m} \frac{\frac{dy(t)}{dt}}{\sqrt{\left[ v(y) - \frac{dx(t)}{dt} \right]^2 + \left[ \frac{dy(t)}{dt} \right]^2}} \quad (12)$$

$$\frac{d^2 y(t)}{dt^2} = g - k_v \left[ \frac{dy(t)}{dt} \right] \sqrt{\left[ v(y) - \frac{dx(t)}{dt} \right]^2 + \left[ \frac{dy(t)}{dt} \right]^2} - \frac{[\bar{F}_{Z(x)} + \bar{F}_{M(x)}]}{m} \frac{\left[ v(y) - \frac{dx(t)}{dt} \right]}{\sqrt{\left[ v(y) - \frac{dx(t)}{dt} \right]^2 + \left[ \frac{dy(t)}{dt} \right]^2}} \quad (13)$$

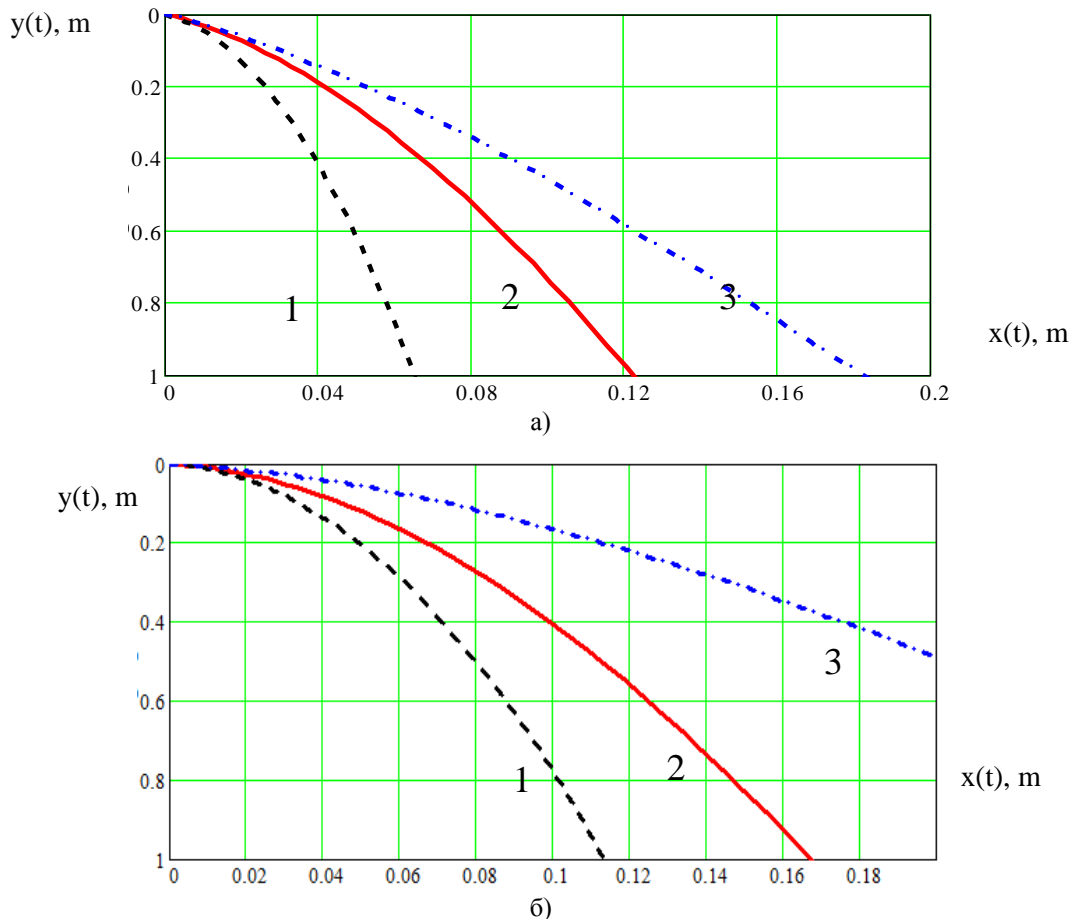
To close the system, we define the dependence  $\omega(t)$ :

$$I \frac{\omega(t)}{dt} = 2,3\pi\rho r^3 \frac{h-y}{h-r} \left[ \left[ V_{\max} e^{-ky} - \frac{dx(t)}{dt} \right] \right], \quad (14)$$

and write the initial conditions:

$$t = 0; \quad x = 0; \quad y = 0; \quad \frac{dx(t)}{dt} = V_0 \cos \alpha_0; \quad \frac{dy(t)}{dt} = V_0 \sin \alpha_0; \quad \omega = \omega_0. \quad (15)$$

The solution of the system of equations (12)–(14) under the initial conditions (15) was calculated in the Mathcad computer environment in the form of the trajectory of the grain with different values of the hovering speed and, accordingly, the mass (Figure 2).



1–3, respectively  $k_v = 0,139; 0,184; 0,392;$

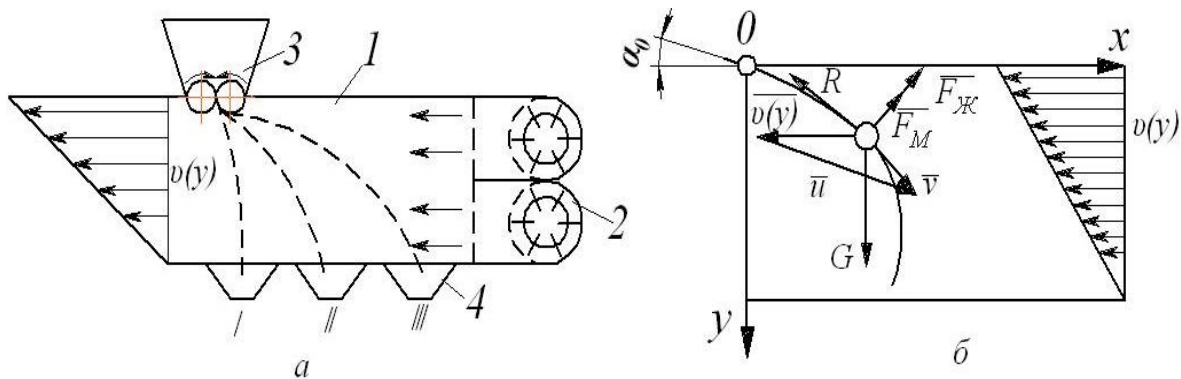
Figure 2. Trajectory of movement of caryopses in a horizontal channel with uniform (a) and exponential distribution of air velocity along the height of the channel (b)

Comparing the resulting dependencies  $y(x)$ , it can be noted that changing the air velocity diagram in the channel contributes to increase in the divergence of the trajectories and, accordingly, in the efficiency of separating the grain material into fractions.

A promising direction for improving the quality of the separation of grain material into fractions in a horizontal flow is the use of inertial forces when the grain moves against the direction of the air flow. In this case, the speed of air flow around the caryopsis increases when entering the channel and the resistance force.

An increase in the air velocity in the zone of grain entry into the channel by changing the air velocity diagram increases both the resistance forces  $R$  and strengths  $\bar{F}_M, \bar{F}_Z$ , which will act as “lifting”.

Figure 3 presents the diagram of the pneumo-inertial separator and the force interaction of the weevil with the air flow.



1 — pneumatic channel, 2 — fans, 3 — feed rollers, 4 — collectors of fractions.

Figure 3. Scheme of a pneumo-inertial separator (a) and the force interaction of a weevil with an air flow (b)

Let us assume a linear distribution of the air flow rate along the channel height:

$$v(y) = V_{\max} - by(t) \tag{16}$$

The system of differential equations for the movement of a grain in a horizontal uneven flow with a countercurrent feed of material in coordinate form will look like:

$$\begin{cases} m \frac{d^2x(t)}{dt^2} = -R \frac{\left[ v(y) + \frac{dx(t)}{dt} \right]}{u} + F_{Z(x)} \frac{\left[ \frac{dy(t)}{dt} \right]}{u} + F_{M(x)} \frac{\left[ \frac{dy(t)}{dt} \right]}{u} \\ m \frac{d^2y(t)}{dt^2} = mg - R \frac{\left[ \frac{dy(t)}{dt} \right]}{u} - F_{Z(y)} \frac{\left[ -v(y) + \frac{dx(t)}{dt} \right]}{u} - F_{M(y)} \frac{\left[ -v(y) + \frac{dx(t)}{dt} \right]}{u} \end{cases} \tag{17}$$

Where  $u = \sqrt{\left[ v(y) + \frac{dx(t)}{dt} \right]^2 + \left[ \frac{dx(t)}{dt} \right]^2}$ ,  $R = k_v mu^2$ .

Force projections  $F_{Z(x,y)}$  and  $F_{M(x,y)}$  on the axis of the rectangular coordinate system XOY can be written as:

$$\bar{F}_{Z(x)} = -\frac{4}{3} \pi pr^3 b \left[ V_{\max} - by - \frac{dx}{dt} \right], \tag{18}$$

$$\bar{F}_{M(x)} = \frac{8}{3} \pi pr^3 \omega \left[ V_{\max} - by - \frac{dx}{dt} \right], \tag{19}$$

$$\bar{F}_{Z(y)} = -\frac{4}{3} \pi \rho r^3 b \left[ \frac{dy}{dt} \right], \quad (20)$$

$$\bar{F}_{M(y)} = \frac{8}{3} \pi \rho r^3 \omega \left[ \frac{dy}{dt} \right], \quad (21)$$

Substituting the value of the acting forces in equation (17), we finally get:

$$\frac{d^2 x(t)}{dt^2} = \frac{-k_v \left[ v(y) + \frac{dx(t)}{dt} \right]}{\sqrt{\left[ v(y) + \frac{dx(t)}{dt} \right]^2 + \left[ \frac{dy(t)}{dt} \right]^2}} + \quad (22)$$

$$+ \frac{\rho}{\rho_g} \left[ V_{\max} - by - \frac{dx(t)}{dt} \right] (b + 2\omega) \frac{\frac{dy(t)}{dt}}{\sqrt{\left[ v(y) + \frac{dx(t)}{dt} \right]^2 + \left[ \frac{dy(t)}{dt} \right]^2}}$$

$$\frac{d^2 y(t)}{dt^2} = g - \frac{k_v \left[ \frac{dy(t)}{dt} \right]}{\sqrt{\left[ v(y) + \frac{dx(t)}{dt} \right]^2 + \left[ \frac{dy(t)}{dt} \right]^2}} - \quad (23)$$

$$- \frac{\rho}{\rho_g} \left[ \frac{dy(t)}{dt} \right] (b + 2\omega) \frac{\left[ v(y) + \frac{dx(t)}{dt} \right]}{\sqrt{\left[ v(y) + \frac{dx(t)}{dt} \right]^2 + \left[ \frac{dy(t)}{dt} \right]^2}}$$

To close system (22) — (23), it is necessary to have the dependence  $\omega = \omega(t)$ . In the presence of the initial rotation speed of the weevil  $\omega_0$  (which is provided by the rollers of the feeding device (Figure 3a), rotating at different speeds.

The change in the angular velocity of rotation of the caryopsis can be determined from the equation [13]:

$$\frac{d\omega(t)}{dt} = 15 \frac{\mu}{\rho r^2} \omega(t) \quad (24)$$

where  $\mu$  — coefficient of dynamic viscosity of air.

On condition  $t = 0$ ;  $\omega = \omega_0$ ; the change in the speed of rotation in time is determined by the dependence:

$$\omega(t) = \omega_0 e^{-15 \frac{\mu t}{\rho r^2}} \quad (25)$$

To solve the system of equations, the initial conditions are formulated:

$$t = 0; \quad x = 0; \quad y = 0; \quad \frac{dx(t)}{dt} = V_0 \cos \alpha_0; \quad \frac{dy(t)}{dt} = V_0 \sin \alpha_0; \quad \omega = \omega_0. \quad (26)$$

$V_0$  — the rate of introduction of grain material into the pneumatic separation channel.

The system of equations (22)–(24) with the initial conditions (26) was solved in the Mathcad computer environment. The results are presented in the form of the trajectory of movement of individual components of the grain material in Figure 4.

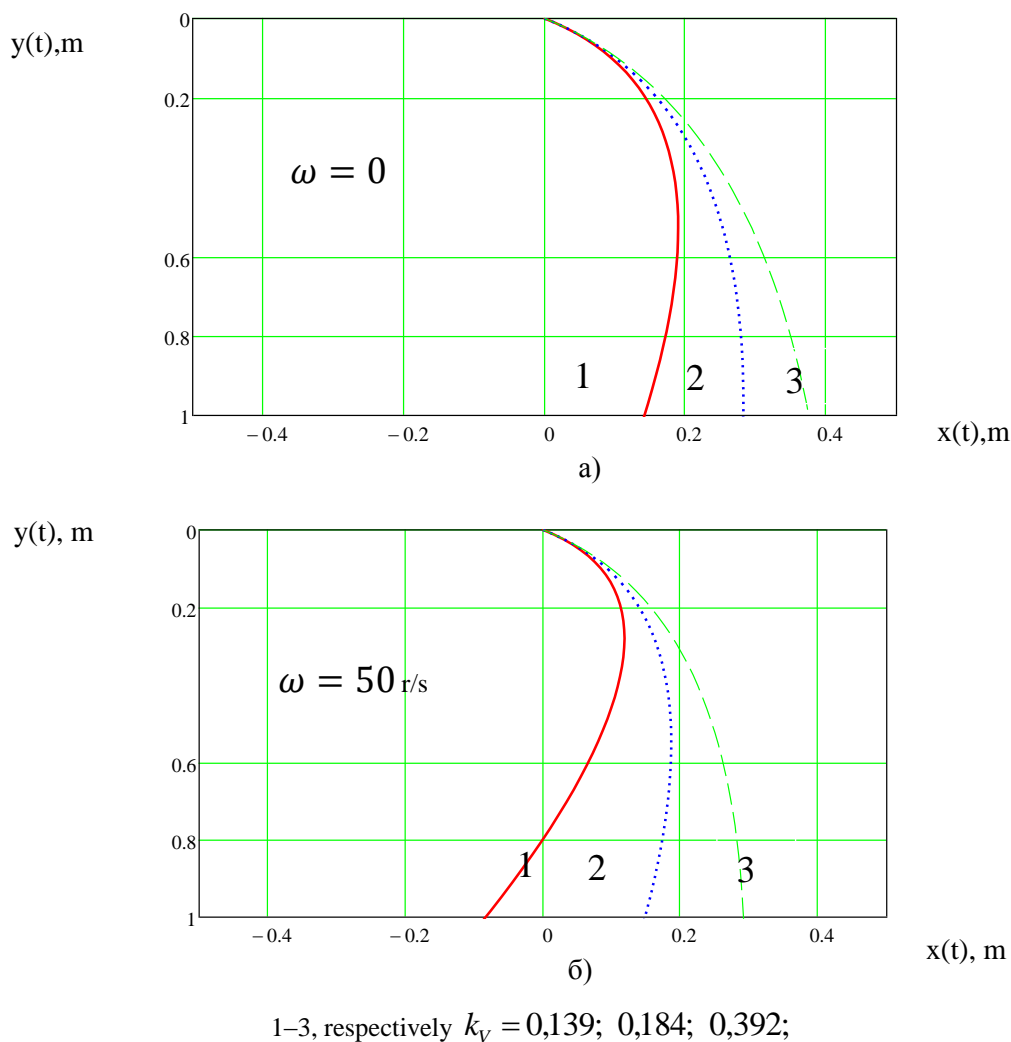


Figure 4. Trajectories of caryopses with different values of windage coefficients

The main disadvantages of vertical pneumatic separation channels of traditional rectangular cross-section, besides significant volumetric unevenness of the air flow rate, stagnant corner zones, are the imperfection of the system for feeding grain into the channel (curved pitched boards, multilevel input), which do not provide: uniform grain distribution, channel; stratification and separation of the grain stream, which in turn, leads to the jet introduction of the grain material into the air stream.

Multiple collisions of grains incorporate the involvement of small fractions in the traces of movement of larger components. As a result, some of the main fractions are carried away, while some of the trash impurities end up in the east of the commercial fractions.

Using cylindrical pneumatic channels with an annular cross-section can significantly improve separating the CPM into fractions. The use of “volumetric” feeders (conical or in the form of surfaces of revolution with a curvilinear generatrix) provides uniform along the perimeter of the channel, the introduction of grain (almost a monolayer) into the air flow, and also eliminates stagnant zones in the channel.

At the same time, it should be noted that the unevenness of the air flow velocity field in the annular channel negatively affects the separation efficiency of the grain material.

Without resorting to the details of the technical implementation of the change in the air flow velocity diagram in the annular channel, let us consider the movement of weevils in an air flow with an artificially formed air velocity irregularity. Diagrams of the pneumatic separation channel and the force interaction of the weevil with the air flow are shown in Figures 5a and 5b, respectively.

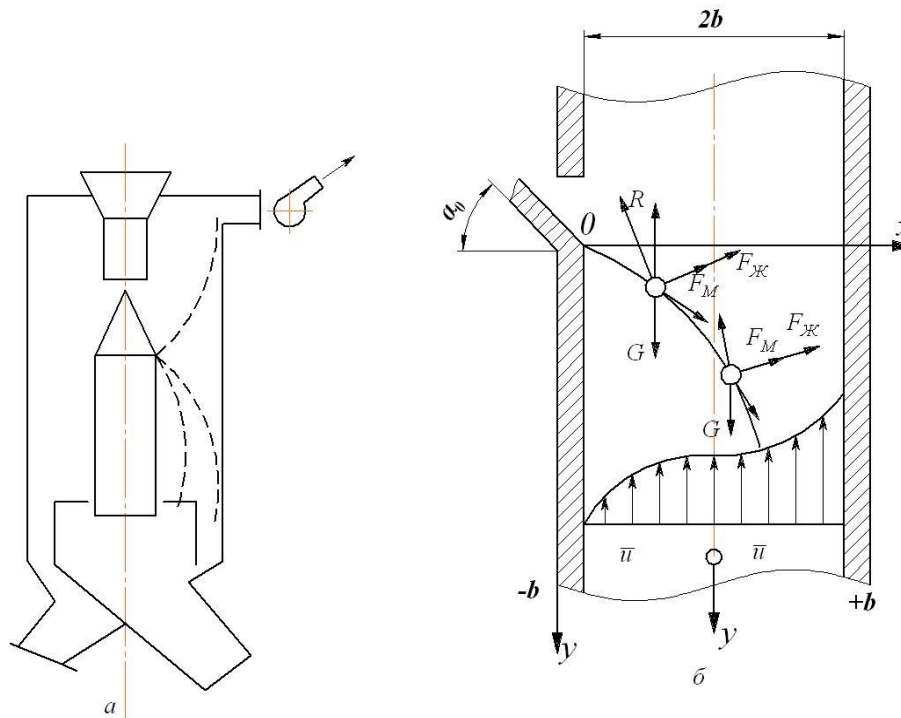


Figure 5. Scheme of a pneumo-gravity separator (a) and the force interaction of a weevil with an air flow (b)

The OS axis conventionally divides the air volume of the channel into two parts (along the axis), in which the average air flow rate is the same.

In the first part, the distribution of air velocity is described by a power law:

$$v(x) = v_{\max} \cdot \left[ \frac{x}{b} \right]^{\frac{1}{10}} \quad (27)$$

and in the second part, the air velocity distribution is described by the exponential law:

$$v(x) = v_{\max} \cdot e^{k_v \cdot y} \quad (28)$$

On a weevil in an air channel except for gravity  $\bar{G} = mg$ , and aerodynamic resistance  $R = k_v \cdot m v^2(t) = k_v \cdot m [V_p(x) - v(x)]^2$ , lateral (deflecting) forces act  $F_{Z(x,y)}$  and  $F_{M(x,y)}$ .

The equation for the dynamics of the movement of a weevil in a vertical irregular flow in the coordinate form will be as follows:

$$\begin{cases} \frac{d^2 x(t)}{dt^2} = -k_v [V_p(x) - v(x)]^2 \cos \alpha + \frac{F_{Z(x)} + F_{M(x)}}{m} \sin \alpha \\ \frac{d^2 y(t)}{dt^2} = g \sin \alpha + k_v [V_p(x) - v(x)]^2 \sin \alpha + \frac{F_{Z(y)} + F_{M(y)}}{m} \cos \alpha \end{cases} \quad (29)$$

From the analysis of the interaction of the forces acting on the grain and the equations of motion (29), it follows that the lateral forces  $F_{Z(x,y)}$  and  $F_{M(x,y)}$  deflect grains of different mass and windage in one direction throughout the entire time of movement in the channel. Moreover, one can see from the equations that less mass lateral forces have a greater effect on caryopses with a smaller mass and a less effect on caryopses of a larger mass, which contributes to the divergence of the trajectories of movement of caryopses of different fractions.

The projections of the forces acting on the weevil are determined by analogy with the previous study in the following form:

- Within the channel (- b...0):

$$\bar{F}_{Z(x)1} = \frac{4}{3} \pi \rho r^3 \frac{[V_{\max 1}]}{10b^{0,1}x^{0,9}} \left[ \frac{dx(t)}{dt} \right], \quad (30)$$

$$\bar{F}_{M(x)1} = \frac{8}{3} \pi \rho r^3 \omega(t) \left[ \frac{dx(t)}{dt} \right],$$

$$\bar{F}_{Z(y)1} = \frac{4}{3} \pi \rho r^3 \frac{[V_{\max 1}]}{10b^{0,1}x^{0,9}} \left[ [V_{\max 1}] \left[ \frac{x}{b} \right]^{-0,1} - \frac{dy(t)}{dt} \right], \quad (31)$$

$$\bar{F}_{M(y)1} = \frac{8}{3} \pi \rho r^3 \omega(t) \left[ [V_{\max 1}] \left[ \frac{x}{b} \right]^{-0,1} - \frac{dy(t)}{dt} \right],$$

- Within the channel (0...+b):

$$\bar{F}_{Z(x)2} = \frac{4}{3} \pi \rho r^3 k_V V_{\max 1} e^{k_V x} \left[ \frac{dx}{dt} \right],$$

$$\bar{F}_{M(x)2} = \frac{8}{3} \pi \rho r^3 \omega(t) \left[ \frac{dx}{dt} \right],$$

$$\bar{F}_{Z(y)2} = \frac{4}{3} \pi \rho r^3 k_V V_{\max 1} e^{k_V y} \left[ V_{\max 1} e^{k_V y} - \frac{dy(t)}{dt} \right], \quad (32)$$

$$\bar{F}_{M(y)2} = \frac{8}{3} \pi \rho r^3 \omega(t) \left[ V_{\max 1} e^{k_V y} - \frac{dy(t)}{dt} \right],$$

Initial conditions:

$$t = 0; \quad x = -b; \quad y = 0; \quad \frac{dx(t)}{dt} = v_0 \cos \alpha_0; \quad \frac{dy(t)}{dt} = v_0 \sin \alpha_0; \quad (33)$$

Limiting conditions:

$$\text{at } \leq 0; \quad F_{Z(x,y)}; F_{M(x,y)} = F_{Z(x,y)1}; F_{M(x,y)1} \quad (34)$$

$$\text{at } \geq 0; \quad F_{Z(x,y)}; F_{M(x,y)} = F_{Z(x,y)2}; F_{M(x,y)2}$$

The solution of equations (28)–(29), taking into account (30)–(31) under the initial conditions (32) and limiting conditions (33), was obtained in the Mathcad computer environment by means of the trajectories of the caryopses in a uniform air flow (Fig. 6a) and with an artificially formed velocity field (Fig. 6b).



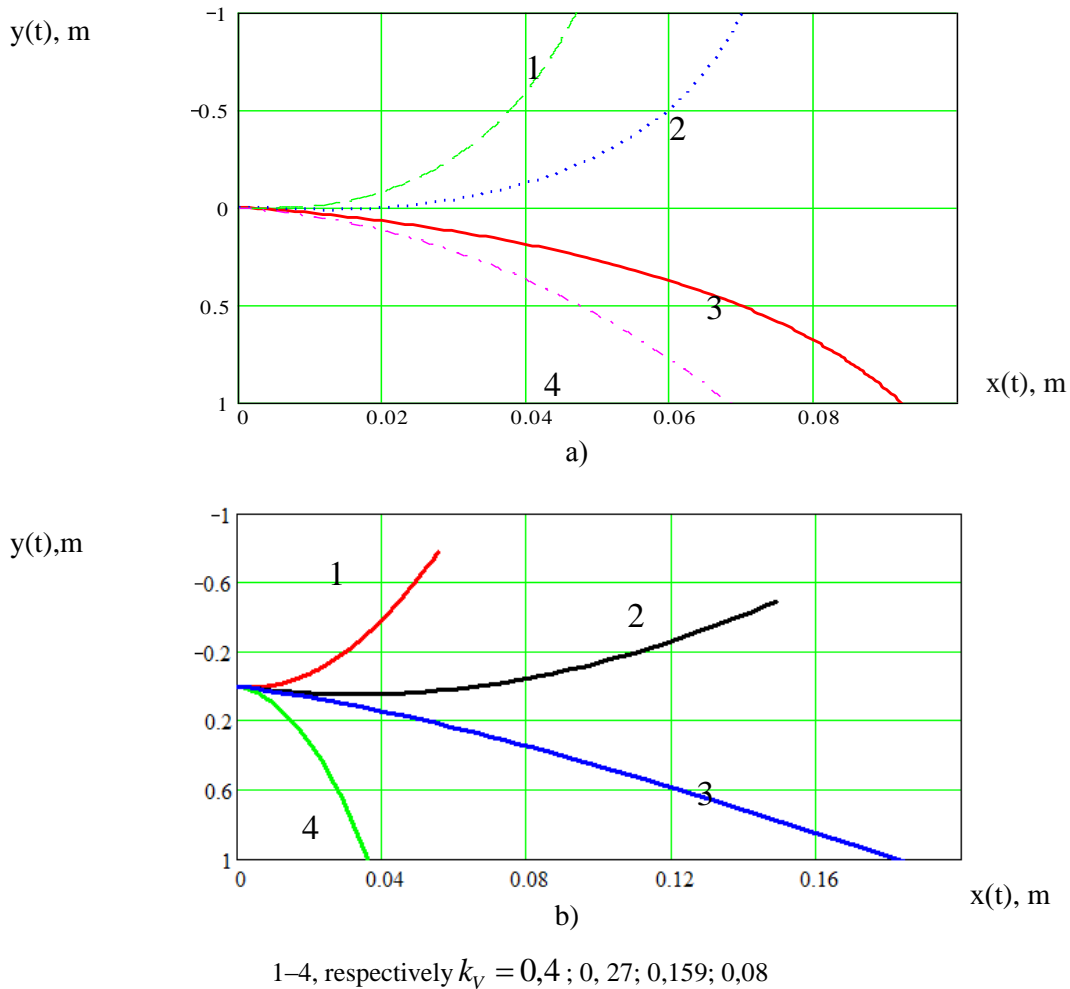


Figure 6. Trajectories of caryopsis movement in a uniform air flow (a) and with an artificially formed velocity field (b)

As can be determined from the obtained graphical dependencies, the value of the divergence of the trajectories can be significantly increased using a rational configuration of the velocity diagram in the channel cross-section.

A further increase in the efficiency of separating caryopses according to aerodynamic properties can be achieved by distributing the air flow velocity along the channel height, namely by increasing the air velocity in the direction of its movement. For example, when the air speed (average by volumetric flow rate) changes according to a linear law:

$$V_{\max} = a - by$$

where  $a = 12$ ,  $b = 1,8$ .

The shape of the trajectories and the magnitude of their difference change significantly, i.e., separation efficiency of CPM.

Figure 6 shows the trajectories of movement of grains of four fractions of grain material at various parameters of the air velocity diagram in the vertical section of the channel, indicating the real possibility of separating grain material into fractions in a pneumo-gravity separator.

Let us also consider the process of separating grain material into fractions in an inclined pneumatic separating channel described in [10, 12, 19–22]. Technologically, with vertical loading, the inclined channel operates in a counter-current mode and it can be considered as a pneumo-inertial separator (Figure 7), in which the inclined channel is located at an angle  $\alpha$  to the horizon with plane-parallel walls. The air velocity along the channel height is distributed exponentially and is determined by relationship (6).

Using the model of a quasi-horizontal channel [11, 13], when the movement of the weevil is considered in a rotated  $\alpha$  rectangular coordinate system XOY.

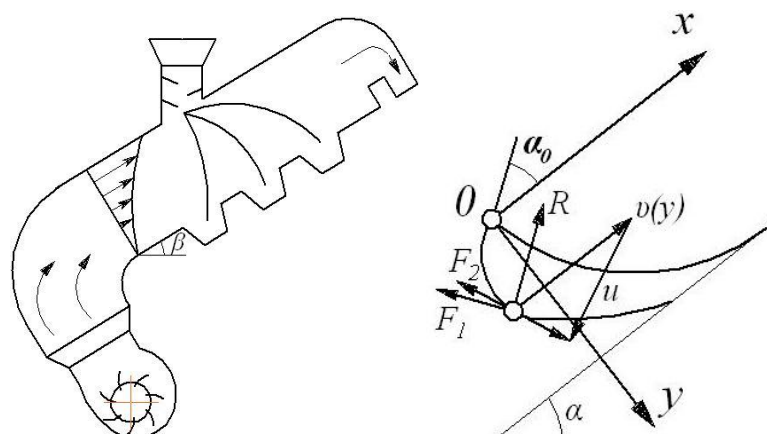


Figure 7. Diagram of an inclined pneumatic separation channel (a) and calculated scheme of action of forces (b)

In this case, we use the system of differential equations (5) in the following form:

$$\begin{cases} m \frac{dV_x}{dt} = R \sin \alpha - [F_{Z(x)} + F_{M(x)}] \cos \alpha - mg \sin \alpha \\ m \frac{dV_y}{dt} = mg \cos \alpha - R \cos \alpha - [F_{Z(y)} + F_{M(y)}] \sin \alpha \end{cases} \quad (35)$$

where  $\sin \alpha = \frac{dy}{u}$ ;  $\cos \alpha = \frac{dy}{u} + \frac{dx}{u}$ ;  $u = \sqrt{\left[\frac{dy}{dt} + \frac{dx}{dt}\right]^2 + \left[\frac{dy}{dt}\right]^2}$ ;

Lateral forces are determined from Eqs. (8) — (11) by replacing in (10) and (11) the sign in front of the derivative  $\frac{dx}{dt}$  to the opposite.

### Conclusions

1. The regularities of the movement of the caryopsis were theoretically investigated and established in the form of mathematical models of the dynamics of the movement of a solid caryopsis in air flow, which differs from the known ones by considering the action of lateral forces, the concentration of the material. The use of a power-law and artificially formed exponential law of air distribution made it possible to increase the discrepancy (splitting) trajectories of caryopses by 20 %.

2. The system of nonlinear differential equations with initial conditions was solved in the Mathcad software environment in the form of trajectories of the weevil in the air flow, which allows calculating their trajectories that differ in windage coefficients and determine the rational values of pneumo-gravitational and pneumo-inertial parameters.

### References

- 1 Stepanenko S. Research pneumatic gravity separation grain materials. / S. Stepanenko // *Agricultural Machinery*, 2017. – Vol. 2. – P. 143–145.
- 2 Nesterenko A.V. Analytical assessment of the pneumatic separation quality in the process of grain multilayer feeding. / A.V. Nesterenko, S.M. Leshchenko, O.M. Vasylykovskiy, D.I. Petrenko // *INMATEH-Agricultural Engineering*, 2017. – Vol. 53, Iss. 3. – P. 65–70.
- 3 Giyevska A.M. The application of the finite-volume method for solving the equations of hydrodynamics to substantiate certain parameters of the pneumatic system of grain cleaning machines. / A.M. Giyevska, V.I. Orobinsky, V.A. Gulevsky, A.V. Chernyshov // *Bulletin of Agrarian Science*, 2017. – No. 5. – P. 65–73.
- 4 Кюрчев С.В. Багатокритеріальний аналіз існуючих насінневих сепараторів з різними робочими пристроями / С.В. Кюрчев, А.С. Колодій // *Вісн. Харків. нац. техн. ун-ту сіль. господ.* — 2015. — № 156 (1). — С. 86–92.
- 5 Харченко С. О моделюванні процесу сепарації псевдоожиженої зернової суміші на воздухопроницаемой наклонной плоскости типа «чешуйчатого» решета / С. Харченко, Ю. Борщ // *Motoriz. Power Ind. Agric.* — 2014. — № 16. — С. 17–23.

- 6 Aliev E. Modelling of mechanical and technological processes of the agricultural industry. / E. Aliev; V. Bandura; V. Pryshliak; V. Yaropu, O. Trukhanska // INMATEH-Agricultural Engineering, 2018. – Vol. 54. – P. 95–104.
- 7 Aliev E. Research on sunflower seeds separation by airflow. / E. Aliev; V. Yaropud; V. Dudin; V. Pryshliak; N. Pryshliak V. Ivlev // INMATEH-Agricultural Engineering, 2018. – Vol.56, No. 3. – P. 119–128.
- 8 Rogovskii I.L. The mathematical modeling of changes in grain moisture and heat loss on adsorption drying from parameters of grain dryer. / I.L. Rogovskii, S.P. Stepanenko, A.V. Novitskii, V.I. Rebenko // IOP Conference Series: Earth and Environmental Science 548 (2020) 082057, 2021. – Vol. 13. – P. 1–7.
- 9 Stepanenko S.P. Pneumonitis fractionation of grain materials in air streams of variable structure. / S.P. Stepanenko, B.I. Kotov // Machinery & Energetics. Journal of Rural Production Research. Kyiv. Ukraine, 2020. – Vol. 11, No. 1. – P. 127–132.
- 10 Rogovskii I. Experimental study of the process of grain cleaning in a vibro-pneumatic resistant separator with passive weeders. / I. Rogovskii, L. Titova, V. Trokhaniak, O. Trokhaniak, S. Stepanenko // Bulletin of the Transilvania University of Brasov, Series II: Forestry, Wood Industry, Agricultural Food Engineering, 2020. – Vol. 13(62), No. 1. – P. 117–128.
- 11 Leshchenko, S.M. Raising efficiency of pre-treatment of grain mixtures. / S.M. Leshchenko, A.N. Vasilkovsky, M.I. Vasilkovsky, V.V. Goncharov // INMATEH-Agricultural Machinery, Lutsk, 2019. – P. 230–234.
- 12 Kroulik M. Pneumatic conveying characteristics of seeds in a vertical ascending airstream. / M. Kroulik, J. Hula, A. Rybka, I. Honzik // Research in Agricultural Engineering, 2016. – Vol. 62(2). – P. 56–63.
- 13 Stepanenko S.P. Experimental studies on drying conditions of grain crops with high moisture content in low-pressure environment / S.P. Stepanenko, I.L. Rogovskii, L.L. Titova, V.I. Trokhaniak, O.V. Solomka, P.S. Popyk, V.O. Shvidia // INMATEH-Agricultural Engineering, 2019. – Vol. 57, Iss.1. – P. 141–146 p.
- 14 Гортинский В.В. Вопросы сепарирования на зерноперерабатывающих предприятиях / В.В. Гортинский, А.Б. Демский, М.А. Борискин. — М.: Колос, 1980. — 304 с.
- 15 Nwaizu C.C. Characterizing Airflow Paths in Grain Bunks. / C.C. Nwaizu // Master's Thesis, University of Manitoba, Winnipeg, MB, Canada, 2013.
- 16 Olshanskii V. About motion of grain mixture of variable porosity in the cylindrical sieve of vibrocentrifuge. / V. Olshanskii, A. Olshanskii, S. Kharchenko, F. Kharchenko // TEKA. Commission of Motorization and Energetics in Agriculture, 2016. – Vol.16, No. 3. – P. 31–34.
- 17 Степаненко С. П. Механіко-технологічне обґрунтування процесів і обладнання безрешітного фракціонування зернових матеріалів: автореф. ... дис. на здобуття наук. ступеня д-ра техн. наук: 05.05.11 — «Машини та засоби механізації...» / С. П. Степаненко. — Глеваха, 2021. — 50 с.
- 18 Тищенко Л. Моделирование динамики зерносмесей на наклонных воздухопроницаемых поверхностях пневмосепарирующих устройств зерновых сепараторов / Л. Тищенко, С. Харченко, Ю. Борщ // Eng. Nature Manag. — 2014. — С. 61–69.
- 19 Kuzminskiy R. Mathematical models of geometric sizes of cereal crops' seeds as dependent random variables. / R. Kuzminskiy; S. Kovalishyn; Y. Kovalchuk; R. Sheremeta // Acta Technologica Agriculturae 3, 2018. – P. 100–104.
- 20 Panasiewicz M. Analysis of the pneumatic separation process of agricultural materials. / M. Panasiewicz // International Agrophysics 1999. – 13(2). – P. 233–239.
- 21 Stepanenko S.P. Pneumonitis Fractionation of Grain Materials in Air Streams of Variable Structure. / S.P. Stepanenko, B.I. Kotov // TEKA. An International Quarterly Journal on Motorization, Vehicle Operation, Energy Efficiency and Mechanical Engineering. Lublin-Rzeszow, 2018. – Vol. 18, No. 2. – P. 69–74.
- 22 Badretidinov I. Matematikcal modelling of the grain material separation in the pneumatic system of the grain cleaning machine. / I. Badretidinov, S. Mudarisov, M. Tuktarov, E. Dick, S. Arslanbekova // Journal of Applied Engineering Science, 2019. – 17(4). – P. 529–534.

С.П. Степаненко, Б.И. Котов, А.В. Спирин, В.Ю. Кучерук

## Ауа жылдамдығының жасанды түрде қалыптасқан таралуымен астық материалы компоненттерінің қозғалысының ғылыми негіздері

Мақалада материалды жеткізудің ұтымды формасы мен параметрлерін және астық материалын фракцияларға бөлудің нұсқаларын анықтау үшін арнаның көлденең қимасында ауа жылдамдығын жасанды түрде бөлу арқылы пневматикалық арналардағы астық материалдарының бөлінуін зерттеу қарастырылған. Бізтұмсықтың қозғалыс заңдылықтары теориялық тұрғыдан зерттеліп, қатты бөлшектердің ауа ағынындағы қозғалысының динамикасының математикалық үлгілері түрінде анықталды, олар бүйірлік күштердің әрекетін, материалдың концентрациясын есепке алатындығымен ерекшеленетіні белгілі, сондай-ақ, қуат заңын және ауаның таралуының жасанды түрде қалыптасқан экспоненциалды заңын пайдалану дәннің траекториясының айырмашылығын (бөлінуін) 20% арттыруға мүмкіндік береді. Бастапқы жағдайлары бар сызықты емес дифференциалдық теңдеулер жүйесін шешу Mathcad бағдарламалық ортасында ауа ағынындағы астық траекториялары түрінде жүзеге асырылады, олардың желкенділік коэффициенттерімен ерекшеленетін траекторияларын есептеуге және пневматикалық гравитация және пневматикалық инерциялық сепараторлар параметрлерінің ұтымды мәндерін анықтауға мүмкіндік жасайды. Ауа сепараторларын жасау үшін алынған тәуелділіктерді қолдана отырып, бастапқы кіріс жылдамдығын және ядролардың ауа ағынына кіру бағытын есептеуге, сонымен қатар, материалды төмен босатумен ауа арналарындағы материалдың траекториясын анықтауға болады.

*Кілт сөздер:* ауа ағыны, бізтұмсық, Жуковский және Магнус күштері, траектория, бөлу процесі, пневматикалық сепаратор.

С.П. Степаненко, Б.И. Котов, А.В. Спирин, В.Ю. Кучерук

## Научные основы движения компонентов зернового материала с искусственно сформированным распределением скорости воздуха

В статье рассмотрено исследование разделения зерновых материалов в пневматических каналах с искусственно созданным распределением скорости воздуха в поперечном сечении канала, для определения рациональной формы и параметров подачи материала и вариантов разделения зернового материала на фракции. Закономерности движения долгоносика были теоретически исследованы и установлены в виде математических моделей динамики движения твердой частицы в воздушном потоке, которые отличаются от известных тем, что учитывают действие боковых сил, концентрацию материала, а использование степенного закона и искусственно сформированного экспоненциального закона распределения воздуха позволило увеличить различия (расщепление) траекторий зерновок на 20 %. Решение системы нелинейных дифференциальных уравнений с начальными условиями выполняется в программной среде MathCad в виде траекторий зерна в воздушном потоке, позволяет рассчитать их траектории, различающиеся коэффициентами парусности, и определить рациональные значения параметров для разработки воздушных сепараторов, можно рассчитать начальную скорость входа и направление входа ядер в воздушный поток, а также определить траекторию движения материала в воздушных каналах с нижней разгрузкой материала.

*Ключевые слова:* воздушный поток, долгоносик, силы Жуковского и Магнуса, траектория, процесс разделения, пневматический сепаратор.

### References

- 1 Stepanenko, S. (2017). Research pneumatic gravity separation grain materials. *Agricultural machinery*, 2, 143–145.
- 2 Nesterenko, A.V., Leshchenko, S.M., Vasylovskiy, O.M., & Petrenko, D.I. (2017). Analytical assessment of the pneumatic separation quality in the process of grain multilayer feeding. *INMATEH-Agricultural Engineering*, 53(3), 65–70.
- 3 Giyevsk, A.M., Orobinsky, V.I., Gulevsky, V.A., & Chernyshov, A.V. (2017). The application of the finite-volume method for solving the equations of hydrodynamics to substantiate certain parameters of the pneumatic system of grain cleaning machines. *Bulletin of the Agrarian Science*, 5, 65–73.
- 4 Kyurchev, S.V., & Kolodiy, A.S. (2015). Mnogokriterialnyi analiz sushchestvuiushchikh separatorov semian s razlichnymi rabochimi ustroystvami [Multi-criterion analysis of existing seed separators with different operating devices]. *Vestnik Kharkovskogo natsionalnogo tekhnicheskogo agrarnogo universiteta — Bulletin of Kharkiv National Technical University of Agriculture*, 156 (1), 86–92 [in Ukrainian].
- 5 Kharchenko, S., & Borshch, Y. (2014). O modelirovani protsessa separatsii psevdoozhizhennoi zernovoi smesi na vozdukhopronitsaemoi naklonnoi ploskosti tipa «cheshuichatogo» resheta [On modelling the process of separation of a fluidized grain mixture on an air-permeable sloping plane of the “scaly” sieve type]. *Motorized Power Industry in Agriculture*, 16, 17–23 [in Russian].
- 6 Aliev, E., Bandura, V., Pryshliak, V., Yaropu, V., & Trukhanska, O. (2018). Modelling of mechanical and technological processes of the agricultural industry. *INMATEH-Agricultural Engineering*, 54, 95–104.
- 7 Aliev, E., Yaropud, V., Dudin, V., Pryshliak, V., Pryshliak, N., & Ivlev, V. (2018). Research on sunflower seeds separation by airflow. *INMATEH-Agricultural Engineering*, 56, 119–128.
- 8 Rogovskii, I.L., Stepanenko, S.P., Novitskii, A.V., & Rebenko, V.I. (2020). The mathematical modeling of changes in grain moisture and heat loss on adsorption drying from parameters of grain dryer. *IOP Conference Series: Earth and Environmental Science*, 548 (082057), 13, 1–7.
- 9 Stepanenko, S.P., & Kotov, B.I. (2020). Pneumotitis fractionation of grain materials in air streams of variable structure. *Machinery & Energetics. Journal of Rural Production Research*, 11(1), 127–132.
- 10 Rogovskii, I., Titova, L., Trokhaniak, V., Trokhaniak, O., & Stepanenko, S. (2020). Experimental study of the process of grain cleaning in a vibro-pneumatic resistant separator with passive weeders. *Bulletin of the Transilvania University of Brasov, Series II: Forestry, Wood Industry, Agricultural Food Engineering*, 13(62), 1, 117–128.
- 11 Leshchenko, S.M., Vasilkovsky, A.N., Vasilkovsky, M.I., & Goncharov, V.V. (2009). Raising efficiency of pre-treatment of grain mixtures. *INMATEH-Agricultural Machinery*, 18, 230–234.
- 12 Kroulik, M., Hula, J., Rybka, A., & Honzik, I. (2016). Pneumatic conveying characteristics of seeds in a vertical ascending airstream. *Research in Agricultural Engineering*, 62(2), 56–63.
- 13 Rogovskii, I.L., Titova, L.L., Trokhaniak, V.I., Solomka, O.V., Popyk, P.S., Stepanenko, S.P., & Shvidia, V.O. (2019). Experimental studies on drying conditions of grain crops with high moisture content in low-pressure environment. *INMATEH-Agricultural Engineering*, 57(1), 141–146.

- 14 Gortinskii, V., Demskii, A., & Boriskin, M.A. (1973). *Voprosy separirovaniia na zernopererabatyvaiushchikh predpriiatiakh* [Separation Processes in Grain Processing Enterprises]. Moscow: Kolos [in Russian].
- 15 Nwaizu, C.C. (2013). Characterizing Airflow Paths in Grain Bulks. *Master's Thesis*, Winnipeg.
- 16 Olshanskii, V., Olshanskii, A., Kharchenko, S., & Kharchenko, F. (2016). About motion of grain mixture of variable porosity in the cylindrical sieve of vibrocentrifuge. *TEKA. Commission of Motorization and Energetics in Agriculture*, 16 (2), 31–34.
- 17 Stepanenko, S.P. (2021). Mekhaniko-tekhnologicheskoe obosnovanie protsessov i oborudovaniia reshchatogo fraksionirovaniia zernovykh materialov [Mechanical and technological substantiation of processes and equipment of lattice fractionation of grain materials] *Extended abstract of Doctor's thesis*. Glevakha [in Ukrainian].
- 18 Tischenko, L., Kharchenko, S., & Borshch, Yu. (2014). Modelirovanie dinamiki zernosmesi na naklonnykh vozdukhopronitsaemykh poverkhnostiakh pnevmosepariruiushchikh ustroistv zernovykh separatorov [Modelling the dynamics of grain mixtures on pitched breathable surfaces of pneumatic separating devices of grain separators]. *Eng. Nature Manag*, 2, 61–69 [in Russian].
- 19 Kuzminskiy, R., Kovalishyn, S., Kovalchuk, Y., & Sheremeta, R. (2018). Mathematical models of geometric sizes of cereal crops' seeds as dependent random variables. *Acta Technologica Agriculturae* 3, 100–104.
- 20 Panasiewicz, M. (1999). Analysis of the pneumatic separation process of agricultural materials. *International Agrophysics*, 13(2), 233–239.
- 21 Stepanenko, S.P., & Kotov, B.I. (2018). Pneumonitis Fractionation of Grain Materials in Air Streams of Variable Structure. *TEKA. An International Quarterly Journal on Motorization, Vehicle Operation, Energy Efficiency and Mechanical Engineering*, 18(2), 69–74.
- 22 Badretidinov, I., Mudarisov, S., Tuktarov, M., Dick, E., & Arslanbekova, S. (2019). Mathematical modelling of the grain material separation in the pneumatic system of the grain cleaning machine. *Journal of Applied Engineering Science*, 17(4), 529–534.